

OPERA

PRECIOUS INLAYS IN STAINLESS STEEL

The inlays that frame the bowl of the Opera sink appear to have been sculpted by hand. Geometric and concentric, they surround the perimeter of the sink and create support bases for a series of grates and containers. It is possible to create different work areas that disappear below the level of the top.





INTEGRATING THE ELEMENTS

On the right-hand side, the sink is prepared for the installation of the mixer tap. This integrated compartment allows the mixer tap area to be concealed and is ideal for the model with a concealed spout.

N602 F00
Opera

R499 A00
Mxer Piano



N625 F06
Opera H25
PVD Gun Metal

R498 A26
Mixer Verona plus
PVD Gun Metal

OPERA
 Dimensions 873 x 513 mm
 Lateral tap bench on the right
 1 bowl 665 x 375 mm
 Bowl depth 200 mm
 Waste fitting 3,5" Fade auto | à panier
 BASE 90 cm

Installation **FT | FTS**



N602 F00 € 1849
 Brushed AISI 304 stainless steel



N602 F06 € 3495
 Brushed AISI 304 PVD Gun Metal



N602 F08 € 3495
 Brushed AISI 304 PVD Copper



N602 F09 € 3495
 Brushed AISI 304 PVD Gold

OPERA H25
 Dimensions 880 x 518 mm
 Rim edge h 25 mm
 Lateral tap bench on the right
 1 bowl 665 x 375 mm
 Bowl depth 200 mm
 Waste fitting 3,5" Fade auto | à panier
 BASE 90 cm

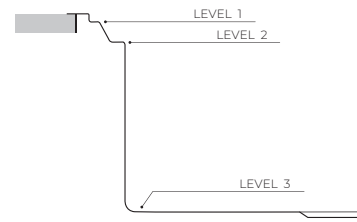
Installation **TM**



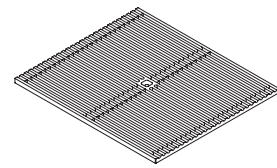
N625 F00 € 2749
 Brushed AISI 304 stainless steel



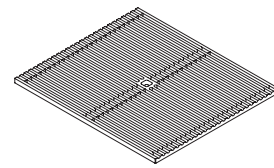
N625 F06 € 3895
 Brushed AISI 304 PVD Gun Metal



INCLUDED

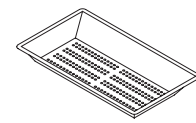


A100 E06
Foster Black grid with pads
34 x 45,4 cm
level 1 - 3

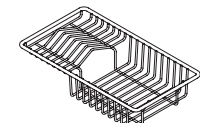


A100 E07
Foster Black grid
39,7 x 45,4 cm
level 1 - 2

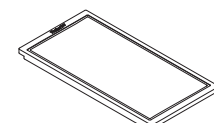
OPTIONALS



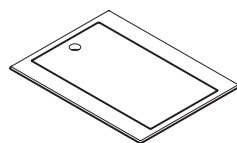
A156 F00
Stainless steel perforated pan
21,5 x 39,6 cm
level 2
€ 299




A100 C03 with A644 A01
Stainless steel dishes holder
21,4 x 37,9 cm
level 2
€ 119

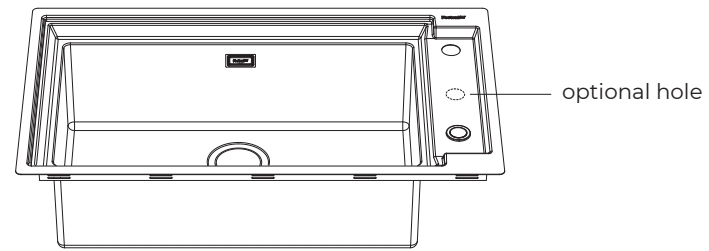


A642 F04
cutting board walnut
22,5 x 39,5 cm
level 2
€ 229




A644 A01
HDPE double cutting board
31,7 x 41,8 cm
level 1
€ 159






FTS | cut-out for Flush resting on top



TM | Top-mount cut-out



FT | cut-out for Flush-mount

